




*the ultimate digital*

# DOG CARE PLANNER

THE ESSENTIAL DOG OWNER'S WORKBOOK AND  
TRACKER FOR MANAGING YOUR DOG'S DAILY LIFE



# PET Profile



## PHOTO

--

## PET PROFILE INFORMATION

### ABOUT MY PET

NAME:

DATE OF BIRTH:

GENDER:

BREED:

CHIP ID #:

BLOOD TYPE:

SPAYED/NEUTERED:  YES  NO      DATE:

ALLERGIES:

ADOPTED:  YES  NO      SHELTER:

EYE COLOR:

MEDICAL CONDITIONS:

FUR COLOR:

FAVORITE ACTIVITIES:

SPECIAL MARKINGS:

FAVORITE TOYS:

## VETERINARIAN INFORMATION

### VET CLINIC

CLINIC NAME:


ADDRESS:

VETERINARIAN NAME::

CLINIC PHONE #:



# CONTACT *List*



## IMPORTANT CONTACTS

### VET CLINIC

CLINIC NAME:

ADDRESS:

VETERINARIAN NAME::

CLINIC PHONE #:

### GROOMER

NAME:

ADDRESS:

PHONE #:

EMAIL:

### SITTER

NAME:

ADDRESS:

PHONE #:

EMAIL:

### OTHER CONTACTS

NAME:

PHONE #:

RELATIONSHIP:

NAME:

PHONE #:

RELATIONSHIP:


NAME:

PHONE #:

RELATIONSHIP:



# PET SITTER *Notes*



## GENERAL INFORMATION

### ABOUT MY PET

PET NAME:

FEMALE

MALE

MICROCHIP #:

TYPE/BREED:

AGE:

FUR COLOR/MARKINGS:

SPAYED/NEUTERED:

YES

NO

### HEALTH/WELLNESS

MEDICATIONS:

ALLERGIES:

INJURIES OR ISSUES:

### CONTACT

NAME:

PHONE #:

NAME:

PHONE #:

VETERINARIAN NAME:

CLINIC NAME:

## DAILY ROUTINE NOTES (schedule, food, water, treats, walks, etc)



---

---

---

---



# PET GROOMER *Visits*



## GROOMING NOTES

PET NAME:	
TIME/DATE:	COST:
GROOMER:	PHONE #:
SERVICES/TREATMENTS:	

PET NAME:	
TIME/DATE:	COST:
GROOMER:	PHONE #:
SERVICES/TREATMENTS:	

PET NAME:	
TIME/DATE:	COST:
GROOMER:	PHONE #:
SERVICES/TREATMENTS:	

PET NAME:	
TIME/DATE:	COST:
GROOMER:	PHONE #:
SERVICES/TREATMENTS:	

PET NAME:	
TIME/DATE:	COST:
GROOMER:	PHONE #:
SERVICES/TREATMENTS:	



# EMERGENCY & FIRST AID Checklist



## EMERGENCY INFORMATION

### VETERINARIAN INFORMATION

VETERINARIAN NAME & ADDRESS: \_\_\_\_\_

VETERINARIAN PHONE NUMBER: \_\_\_\_\_

VETERINARIAN CLINIC ADDRESS: \_\_\_\_\_

CLINIC EMERGENCY PHONE NUMBER: \_\_\_\_\_

## EMERGENCY & FIRST AID NOTES



\_\_\_\_\_

\_\_\_\_\_

\_\_\_\_\_


\_\_\_\_\_

## FIRST AID SUPPLIES FOR KIT

- |   |   |                                |
|---|---|--------------------------------|
| <input type="checkbox"/> PET-SAFE BANDAGES AND GAUZE  | <input type="checkbox"/> DISPOSABLE GLOVES          | <input type="checkbox"/> _____ |
| <input type="checkbox"/> ADHESIVE TAPE                | <input type="checkbox"/> INSTANT COLD PACK          | <input type="checkbox"/> _____ |
| <input type="checkbox"/> ANTISEPTIC WIPES OR SOLUTION | <input type="checkbox"/> RECTAL THERMOMETER         | <input type="checkbox"/> _____ |
| <input type="checkbox"/> HYDROGEN PEROXIDE (3%)       | <input type="checkbox"/> PET-FRIENDLY PAIN RELIEVER | <input type="checkbox"/> _____ |
| <input type="checkbox"/> DIGITAL THERMOMETER          | <input type="checkbox"/> TICK REMOVER TOOL          | <input type="checkbox"/> _____ |
| <input type="checkbox"/> COTTON BALLE/SWABS           | <input type="checkbox"/> PETROLEUM JELLY            | <input type="checkbox"/> _____ |
| <input type="checkbox"/> TWEEZERS                     | <input type="checkbox"/> ACTIVATED CHARCOAL         | <input type="checkbox"/> _____ |
| <input type="checkbox"/> STYPTIC POWDER               | <input type="checkbox"/> VET WRAP                   | <input type="checkbox"/> _____ |
| <input type="checkbox"/> STERILE SALINE EYEWASH       | <input type="checkbox"/> SMALL SYRINGE              | <input type="checkbox"/> _____ |
| <input type="checkbox"/> ANTIBIOTIC OINTMENT          | <input type="checkbox"/> EMERGENCY CONTACT CARD     | <input type="checkbox"/> _____ |



# VET VISITS *Log*



## VISITS TO VETERINARIAN

PET NAME:

DATE OF VISIT:

VETERINARIAN'S NAME:

REASON FOR VISIT:

DIAGNOSIS/TREATMENT:

MEDICATIONS:

INSTUCTIONS/NOTES:

PET NAME:

DATE OF VISIT:

VETERINARIAN'S NAME:

REASON FOR VISIT:

DIAGNOSIS/TREATMENT:

MEDICATIONS:

INSTUCTIONS/NOTES:

PET NAME:

DATE OF VISIT:

VETERINARIAN'S NAME:

REASON FOR VISIT:

DIAGNOSIS/TREATMENT:

MEDICATIONS:

INSTUCTIONS/NOTES:











# ALLERGIES *Tracker*



## ALLERGY DOCUMENTATION


PET NAME	DATE	ALLERGY/SYMPTOMS	TREATMENT/NOTES








# DOG STOOL *Chart*




## LOOKS LIKE THIS...



**Red or Black**

The presence of red in a dog's stool signifies fresh blood, whereas black, tarry stool is indicative of older blood. Black stool suggests bleeding somewhere deeper within the dog's gastrointestinal tract, while red indicates more superficial bleeding.




**Orange, Yellow or Pale**

Stools of these colors in dogs could be a sign of liver or biliary disease. The unusual coloration is often related to issues in the processing of bile or liver function. Changes in stool color like this can also indicate problems with digestion or nutrient absorption, requiring closer observation.



**Runny**

Runny stool in dogs can range from a reaction to eating something they shouldn't have, to an infection with Giardia, an intestinal parasite. If the diarrhea is explosive, bloody, and foul-smelling, it could be a symptom of Parvovirus, a serious and often fatal condition.



**Hard**

Hard stool in dogs can indicate dehydration, ingestion of a foreign object, or a diet high in bones or rawhide chews, which may cause difficulty in passing stool. Insufficient fiber or inadequate exercise can also contribute to this issue.



**Foul-Smelling**

Stool that has an exceptionally bad odor can be a sign of parasites, infection, irritable bowel syndrome, or malabsorption syndrome. Such conditions often affect the digestion and absorption of nutrients, leading to smelly feces.



**White or Tan Flecks**

The appearance of white or tan flecks in a dog's poop can be alarming, as it often indicates a severe infestation of roundworms or tapeworms. These flecks are actually pieces of the worms.




**Small Amounts**

If a dog is passing less stool than the volume of food they consume, it could be a sign of a foreign object in the digestive tract. Such objects can obstruct the bowel, hindering the normal movement and elimination of feces.





# PET INSURANCE *Details*



## GENERAL INFORMATION

INSURANCE #1	
PET NAME:	POLICY NUMBER:
COMPANY:	POLICY NAME:
PHONE #:	GROUP CODE:
CONTACT/REP:	RENEWAL DATE:

INSURANCE #2	
PET NAME:	POLICY NUMBER:
COMPANY:	POLICY NAME:
PHONE #:	GROUP CODE:
CONTACT/REP:	RENEWAL DATE:

## PET INSURANCE NOTES

 \_\_\_\_\_

\_\_\_\_\_

\_\_\_\_\_

\_\_\_\_\_

\_\_\_\_\_

\_\_\_\_\_

\_\_\_\_\_

\_\_\_\_\_







# HEALTHY VS. HARMFUL *Dog Food*



## HEALTHY FOODS FOR DOGS

- LEAN MEATS: Cooked chicken, turkey, beef, and lean pork, with all fat and bones removed.
- FRUITS: Slices of apples (without seeds), bananas, blueberries, strawberries, and watermelon (without seeds or rind).
- VEGETABLES: Carrots, green beans, broccoli, spinach, peas, and pumpkin (all plain and can be cooked or raw).
- WHOLE GRAINS: Cooked oatmeal, brown rice, and quinoa, provided they're plain and free of any additives.
- COOKED EGGS: An excellent source of protein and can be given whole or just the whites.
- FISH: Cooked salmon and sardines (in water, without bones) for omega-3 fatty acids.
- SWEET POTATOES: Cooked, skinless, and plain, offering a rich source of dietary fiber and vitamins.

## HARMFUL FOOD FOR DOGS

- CHOCOLATE: All types, including dark chocolate, milk chocolate, and white chocolate.
- GRAPES AND RAISINS: Even small amounts can be very toxic.
- ONIONS, GARLIC, AND CHIVES: In all forms (raw, cooked, powder), these can cause gastrointestinal irritation.
- XYLITOL: Found in sugar-free gum, candies, baked goods, and some diet foods.
- AVOCADO: The flesh, pit, and skin can be harmful.
- ALCOHOL: Even small amounts of alcohol, including foods that contain alcohol, can be dangerous.
- CAFFEINE: Coffee, tea, and any other food or drink containing caffeine are toxic.
- MACADAMIA NUTS: Can cause weakness, depression, vomiting, tremors, and hyperthermia.
- YEAST DOUGH: Can rise and cause gas to accumulate in your dog's digestive system.
- MOLDY FOODS: Can contain toxins that may cause serious health issues.
- PITS AND SEEDS FROM FRUITS: Such as peach pits, plum pits, and apple seeds - can be toxic or cause intestinal blockage.


## FOOD TO GIVE IN MODERATION

- CHEESE: High in fat, so it should be given in small amounts.
- PEANUT BUTTER: Ensure it's xylitol-free and give in moderation due to high fat.
- COOKED SALMON: A good source of omega-3 fatty acids, but too much can lead to weight gain.
- EGGS: Although healthy, they should be given in moderation due to their fat content.
- DAIRY PRODUCTS: Some dogs may be lactose intolerant, so products like yogurt should be given in small quantities.





# FOOD & TREAT *Recipes*



RECIPE NAME:

PREP TIME:

COOK TIME:


## INGREDIENT LIST

<input type="checkbox"/>		<input type="checkbox"/>	
<input type="checkbox"/>		<input type="checkbox"/>	
<input type="checkbox"/>		<input type="checkbox"/>	
<input type="checkbox"/>		<input type="checkbox"/>	
<input type="checkbox"/>		<input type="checkbox"/>	
<input type="checkbox"/>		<input type="checkbox"/>	

## RECIPE INSTRUCTIONS

## RECIPE NOTES















































































# DOG WALKING *Log*




## TRACKER

DAY/DATE	NAME	WHERE TO/DISTANCE	STATUS
			   
			   
			   
			   
			   
			   
			   
			   
			   
			   
			   
			   
			   
			   
			   
			   
			   
			   
			 





# REGULAR DOG DUTIES *Checklist*



## DAILY DUTIES

- Feeding:** Provide two balanced meals a day.
- Fresh Water:** Ensure constant access to clean water.
- Walks:** Multiple walks for exercise and bathroom breaks.
- Playtime:** Engage in play to stimulate their mind and body.
- Training:** Practice commands and tricks to enhance obedience.
- Potty Breaks:** Several breaks throughout the day and night.
- Companionship:** Spend quality time together to strengthen your bond.

## WEEKLY DUTIES

- Brushing:** Brush their coat to remove loose fur and dirt.
- Weight Check:** Monitor their weight to ensure a healthy diet.
- Nail Check:** Check if nails need trimming to avoid overgrowth.
- Ear Cleaning:** Clean ears gently to prevent infections.
- Teeth Cleaning:** Use dog toothpaste and brush to maintain oral health.

## MONTHLY DUTIES

- Flea and Tick Prevention:** Apply preventative treatments.
- Heartworm Prevention:** Administer medication.
- Bath:** Give a bath to keep their coat clean and reduce odors.
- Grooming:** If necessary for breed-specific needs.
- Toy and Bed Cleaning:** Wash toys and bedding to keep a clean environment.

## YEARLY DUTIES


- Veterinary Check-up:** Annual wellness exam.
- Vaccinations:** Keep up with required vaccinations.
- Dental Cleaning:** Professional cleaning.
- License Renewal:** Renew city/county pet license as required.
- Microchip Information Update:** Ensure contact information is up-to-date.

## AS-NEEDED DUTIES

- Medication:** Administer prescribed medications as directed.
- Illness Care:** Extra care and vet visits for any signs of illness.
- Behavioral Training:** Correct any behavioral issues.
- Seasonal Clothing:** If needed due to harsh conditions.
- Paw Care:** Check dog's paws for any issues.
- Comfort Measures:** Care during fireworks, storms, etc.
- Socialization:** Opportunities to socialize with other dogs and people.



# TASK & CHORE *List*



## RESPONSIBILITIES

NAME	TASK	MON	TUE	WED	THU	FRI	SAT	SUN

## WEEKLY TASKS

NAME	TASK


## MONTHLY TASKS

NAME	TASK





# DOG TRAINING Checklist



## TRAINING SUPPLY BASICS

- TRAINING TREATS
- CLICKER
- TRAINING COLLAR OR HARNESS
- LONG TRAINING LEASH
- SHORT LEASH
- REFLECTIVE VEST (FOR YOU AND YOUR DOG)
- SAFETY WHISTLE
- TRAINING POUCH
- TRAINING MAT OR BED
- WATER BOWL AND WATER

## BASIC COMMANDS

- SIT
- DOWN
- STAY
- HEEL
- COME
- WALK
- WAIT
- STOP
- LEAVE IT
- DROP IT

## STAY COMMANDS

- SIT STAY
- DOWN STAY
- STAY FOR DURATION - 30 SECS, 1 - 5 MINS
- STAY WITH DISTANCE - 5 FT, 10 FT, 15 FT
- STAY WITH DISTRACTIONS

## COME COMMANDS

- IMMEDIATE RECALL
- LONG-DISTANCE RECALL
- EMERGENCY RECALL
- ON LEASH / OFF LEASH
- NOISY PLACE

## LEAVE IT

- LEAVE IT WITH FOOD
- LEAVE IT WITH PEOPLE
- LEAVE IT WITH MOVING OBJECTS
- TOYS (NOT THEIRS)
- STICKS

## DROP IT


- TOYS
- CLOTHES
- FOOD
- STICKS
- OTHER

## DISTRACTIONS

- OUTSIDE
- PEOPLE
- CROWDS
- CHILDREN
- CARS
- DOGS
- TOYS
- FRONT DOOR
- KNOCKING
- TREATS



# DOG TRAINING Checklist



## PUPPY (8 WEEKS - 6 MONTHS)

- SOCIALIZATION: Introduce to people, animals, environments. Encourage positive interactions.
- POTTY TRAINING: Establish schedule. Use positive reinforcement.
- BASIC OBEDIENCE: Teach sit, stay, come, down. Use treats and praise.
- LEASH INTRODUCTION: Gradually introduce leash. Start short walks indoors.
- CRATE TRAINING: Introduce crate as den. Acclimate gradually. Use positive reinforcement.

## ADOLESCENT (6 MONTHS - 1 YEAR)

- CONTINUED SOCIALIZATION: Expose to new experiences. Attend classes.
- ADVANCED OBEDIENCE: Build on commands. Practice in different environments.
- LEASH TRAINING: Work on loose leash walking. Use positive reinforcement.
- IMPULSE CONTROL: Teach "leave it" and "wait". Reward self-control.
- CHEWING AND BITING: Provide chew toys. Redirect inappropriate chewing.

## ADULT (1 YEAR AND OLDER)


- ADVANCED TRAINING: Maintain obedience. Refine behaviors. Challenge with new exercises.
- BEHAVIORAL TRAINING: Address issues like anxiety or reactivity. Use positive reinforcement.
- ENRICHMENT: Provide mental exercise. Use puzzle toys. Rotate activities.
- EMERGENCY RECALL: Train recall cue. Practice regularly. Reward quickly.
- CONTINUED TRAINING: Reinforce behaviors. Build bond. Stay patient and consistent.

## DAILY CRATE TRAINING SCHEDULE


- |   |  |   |
|---|--|---|
| <input type="checkbox"/> MORNING (7 AM - 9 AM): <ul style="list-style-type: none"><li>▪ Bathroom break.</li><li>▪ Breakfast and crate time.</li></ul> | <input type="checkbox"/> AFTERNOON (1 PM - 4 PM): <ul style="list-style-type: none"><li>▪ Another short crate session.</li></ul> | <input type="checkbox"/> NIGHTTIME (8 PM - 10 PM): <ul style="list-style-type: none"><li>▪ Bedtime crate session.</li></ul> |
| <input type="checkbox"/> MID-MORNING (9 AM - 12PM): <ul style="list-style-type: none"><li>▪ Short crate session with a toy.</li></ul>                 | <input type="checkbox"/> LATE AFTERNOON (4 PM - 6 PM): <ul style="list-style-type: none"><li>▪ Free time and play.</li></ul>     |   |
| <input type="checkbox"/> LUNCHTIME (12PM - 1 PM): <ul style="list-style-type: none"><li>▪ Bathroom break and playtime.</li></ul>                      | <input type="checkbox"/> EVENING (6 PM - 8 PM): <ul style="list-style-type: none"><li>▪ Dinner and relaxation.</li></ul>         |   |







# DOG ENRICHMENT Checklist



## DOG ENRICHMENT

Dog enrichment refers to activities and practices designed to stimulate a dog's mind, engage their senses, and satisfy their natural instincts. The benefits of dog enrichment include reduced boredom and anxiety, improved problem-solving skills, and enhanced physical health and overall well-being, leading to a happier, more balanced, and contented pet.

## COGNITIVE ENRICHMENT

- Puzzle Toys:** Toys that require solving for treats.
- Training Sessions:** Learn new commands or tricks.
- Interactive Games:** Such as hide and seek.
- Food Dispensing Toys:** Dog received food as it plays with toy.
- DIY Obstacle Course:** Indoor or outdoor course to navigate.

## AUDITORY ENRICHMENT

- Soothing Music:** Play music specifically composed for dogs.
- Nature Sounds:** play sounds like chirping or water flowing.
- New Sounds:** Introduce your dog to various sounds.
- Interactive Toys with Sounds:** Noises when interacted with.
- Verbal Interaction:** Talk using different pitches and tones.

## FOOD & TASTE ENRICHMENT

- Rotating Food Flavors:** Offer different flavors of foods.
- Frozen Treats:** Freeze treats inside ice blocks for licking.
- Chew Toys:** Give a variety of edible and non-edible chews.
- Lick Mats:** Spreadable treats on a mat for prolonged licking.
- Interactive Feeding:** Puzzle feeders for more engaging meals.

## VISUAL STIMULATION

- Window Views:** Access to a window for outdoor viewing.
- TV for Dogs:** Play videos or channels designed for dogs.
- Moving Toys:** Toys that move to catch their eye.
- Light Toys:** Use toys that light up or reflect light.
- Changing Environment:** Take different routes on walks.

## PHYSICAL EXERCISE

- Daily Walks:** Walk in varied locations for new experiences.
- Tug of War:** Engage in a game of tug of war with a sturdy toy.
- Fetch:** Play fetch with balls or frisbees.
- Agility Training:** Set up an agility or obstacle course.
- Swimming:** If your dog likes water, swimming is great exercise.

## OLFACTORY ENRICHMENT


- Scent Trails:** Hide treats around the house or yard.
- Snuffle Mats:** A mat where you can hide treats.
- New Scents:** Introduce new scents on toys or blankets.
- Scent Work Training:** Teach scent identify specific scents.
- Herbal Remedies:** Safe herbs or essential oils.

## NOVEL EXPERIENCES

- New Locations:** Visit new parks, trails, or dog-friendly places.
- Playdates:** Arrange playdates with other dogs.
- New Toys:** Regularly introduce new toys to keep playtime exciting.
- Different Textures:** Mats, beds, or toys with various textures.
- Car Rides:** Car rides to different environments.



# DOG SOCIALIZATION Checklist



Socializing your new dog is super important! It's all about introducing them to different people, animals, places, and things in a positive way. This helps them feel confident, happy, and relaxed in new situations. Plus, it makes them friendlier and better behaved around others. So, spending time socializing your pup now pays off big time in the long run, making them the best furry friend they can be!

## HANDLING

- |   |   |
|---|---|
| <input type="checkbox"/> Being Petted on Various Parts of the Body                | <input type="checkbox"/> Lifting and Carrying (if appropriate and safe)           |
| <input type="checkbox"/> Handling of Paws (e.g., touching, holding, examination)  | <input type="checkbox"/> Desensitizing to Wearing Collars, Harnesses, and Leashes |
| <input type="checkbox"/> Touching the Ears, Belly, Hips, Hindquarters, Tail, etc. | <input type="checkbox"/> Touching and Examining the Mouth and Teeth               |
| <input type="checkbox"/> Brushing and Grooming Sessions                           | <input type="checkbox"/> Gently Handling and Cleaning Around the Eyes and Nose    |
| <input type="checkbox"/> Nail Trimming and Paw Handling                           | <input type="checkbox"/> Touching and Examining the Skin and Coat                 |

## PEOPLE

- |   |  |
|---|--|
| <input type="checkbox"/> Adults   | <input type="checkbox"/> People Wearing Uniforms (e.g., delivery & postal workers) |
| <input type="checkbox"/> Children (of different ages)                                     | <input type="checkbox"/> Joggers or Runners  |
| <input type="checkbox"/> Elderly Individuals  | <input type="checkbox"/> Cyclists  |
| <input type="checkbox"/> People Wearing Hats or Sunglasses                                | <input type="checkbox"/> People with Strollers or Baby Carriers                    |
| <input type="checkbox"/> People with Disabilities (e.g., wheelchair, walking with a cane) | <input type="checkbox"/> People with Loud or Unusual Voices                        |

## PLACES

- |   |  |   |
|---|--|---|
| <input type="checkbox"/> Parks              | <input type="checkbox"/> Grooming Salons                             | <input type="checkbox"/> Retirement Homes or Assisted Living            |
| <input type="checkbox"/> Beaches            | <input type="checkbox"/> Dog-friendly Cafes or Restaurants           | <input type="checkbox"/> Urban Environments (e.g., busy streets, parks) |
| <input type="checkbox"/> Trails             | <input type="checkbox"/> Public Transportation (e.g., buses, trains) | <input type="checkbox"/> Rural Environments (e.g., farms, open fields)  |
| <input type="checkbox"/> Pet Stores         | <input type="checkbox"/> Outdoor Markets or Festivals                | <input type="checkbox"/> Indoor Shopping Centers or Malls               |
| <input type="checkbox"/> Veterinary Clinics | <input type="checkbox"/> Children's Playgrounds                      | <input type="checkbox"/> Sports Fields or Stadiums                      |


## NOISES

- |  |   |  |
|--|---|--|
| <input type="checkbox"/> Doorbells       | <input type="checkbox"/> Sirens (e.g., police cars, ambulances)       | <input type="checkbox"/> Barking Dogs                              |
| <input type="checkbox"/> Vacuum Cleaners | <input type="checkbox"/> Construction Noise (e.g., hammers, drills)   | <input type="checkbox"/> Baby Crying                               |
| <input type="checkbox"/> Thunderstorms   | <input type="checkbox"/> Loud Music                                   | <input type="checkbox"/> Door Slams                                |
| <input type="checkbox"/> Fireworks       | <input type="checkbox"/> Household Appliances (e.g., blender, washer) | <input type="checkbox"/> Musical Instruments (e.g., piano, guitar) |
| <input type="checkbox"/> Traffic Noise   | <input type="checkbox"/> Lawnmowers                                   | <input type="checkbox"/> Bicycle Bells                             |





# DOG FUN *Bucket List*




## UNLEASH THE FUN

- GO ON A HIKE: Explore new trails and enjoy the great outdoors together.
- VISIT A DOG-FRIENDLY BEACH: Let your dog run free and splash in the waves.
- HAVE A PICNIC IN THE PARK: Pack some treats and spend a relaxing day in the park with your pup.
- GO CAMPING: Set up camp in a dog-friendly campground and enjoy a night under the stars.
- TAKE A ROAD TRIP: Hit the open road with your dog and explore new destinations together.
- GO ON A BOAT RIDE: Rent a boat or kayak and enjoy a day on the water with your furry friend.
- ATTEND A DOG-FRIENDLY EVENT OR FESTIVAL: Join in the fun at a dog-friendly event or festival in your area.
- GO ON A DOGGY DATE: Arrange a playdate with other dog owners or visit a dog-friendly café.
- TRY AGILITY OR OBSTACLE COURSES: Test your dog's skills and agility on an obstacle course or agility trial.
- HAVE A PHOTOSHOOT: Capture special moments with your dog through a professional photoshoot or DIY session.
- TRY CANINE SPORTS: Explore activities such as flyball, dock diving, or disc dog competitions.
- GO ON A SCAVENGER HUNT: Create a scavenger hunt for you and your dog to enjoy together in your neighborhood.
- ATTEND OBEDIENCE CLASSES: Try obedience classes or workshops to bond with your dog and improve their skills.
- GO ON A DOGGY SPA DAY: Treat your pup to a day of pampering with a bath, grooming session, and massage.
- VOLUNTEER TOGETHER: Volunteer at a local animal shelter or participate in therapy dog visits to spread joy to others.
- TAKE A DOG-FRIENDLY VACATION: Plan a getaway to a pet-friendly destination where your dog can join in on the fun.
- GO ON A WINERY OR BREWERY TOUR: Visit dog-friendly wineries or breweries and enjoy tastings together.
- GO ON A CANOE OR KAYAK ADVENTURE: Explore rivers or lakes together in a canoe or kayak.
- TRY DOG-FRIENDLY YOGA (DOGA): Join a doga class and practice yoga with your pup.
- HAVE A DOGGY PLAYDATE POOL PARTY: Set up a kiddie pool and invite your dog's friends over for a splash.
- TRY STAND-UP PADDLEBOARDING (SUP): Take your dog for a ride on a stand-up paddleboard.
- GO ON A SIGHTSEEING TOUR: Explore dog-friendly landmarks and attractions in your city.
- TAKE A DOG-FRIENDLY TRAIN RIDE: Ride the rails with your dog on a scenic train journey.
- TRY GEOCACHING: Go on a treasure hunt with your dog and search for hidden geocaches.
- HAVE A DOGGY FASHION SHOW: Dress up your dog in fun outfits and have a fashion show with friends.
- TAKE A DOG-FRIENDLY COOKING CLASS: Learn to make homemade dog treats or meals together.
- TRY URBAN MUSHING: Go for a run or walk with your dog while they pull you in a doggy scooter or cart.
- TRY NOSE WORK/SCENT DETECTION: Train your dog's nose by participating in nose work or scent detection classes.
- TRY CAMPING IN YOUR BACKYARD: Set up a tent and camp out in your backyard with your dog.



# ROAD TRIP PACKING Checklist



## TRAVEL BASICS

- DOG FOOD
- WATER
- TREATS
- DOG BOWLS
- LEASH AND COLLAR/HARNESS
- WASTE BAGS
- BLANKET OR DOG BED
- TOYS
- TRAVEL CRATE OR CARRIER
- CURRENT PAPERWORK/RECORDS

## SAFETY

- DOG SEAT BELT OR HARNESS
- DOGGY LIFE JACKET
- DOG ID TAG
- MICROCHIP INFORMATION
- DOGGY FIRST AID KIT

## HEALTH/HYGIENE

- MEDICATIONS
- FLEA AND TICK PREVENTION
- BRUSH OR COMB
- DOG SHAMPOO
- DOGGY WIPES OR TOWELS

## COMFORT/ENTERTAINMENT

- TRAVEL BLANKET OR TOWEL
- FAVORITE TOY OR CHEW
- DOGGY BACKPACK
- PORTABLE DOG BED OR MAT
- INTERACTIVE PUZZLE TOY

## EXTRAS

- DOGGY RAINCOAT OR JACKET
- PORTABLE DOG PLAYPEN
- DOGGY SUNSCREEN/SUNGLASSES
- DOGGY SEAT COVER FOR CAR
- POOP SCOOPER OR SMALL SHOVEL

## NOTES



---


---

---

---

---





# MY PET *Journal*



## JOURNAL ENTRIES

I AM GRATEFUL FOR...

DATE:

I AM CONCERNED ABOUT...


POSSIBLE SOLUTIONS...

## NOTES





# DAILY PET *Planner*



## MEALS & TREATS

MORNING

---

---

AFTERNOON

---

---

EVENING

---

---

## TODAY

TO DO

---

---

---

---

TRAINING

---

---

---

---

## DATE:

TIME

6 AM

7 AM

8 AM

9 AM

10 AM

11 AM

12 PM

1 PM

2 PM

3 PM

4 PM

5 PM

6 PM

7 PM

8 PM

9 PM

10 PM

## NOTES



---

---

---

---